



**BUCKLES**  
INTERNATIONAL

- Serving the Industry Since 1812
- Custom Designs
- Engineered Solutions
- Government Spec Products
- Just in Time Delivery

Shop on line at:  
[www.bucklesinternational.com](http://www.bucklesinternational.com)

# BUCKLES INTERNATIONAL, INC.

World's Foremost Experts in Rope Webbing & Leather Fasteners

## OUR HISTORY

Dating back to 1812, the Anchor Brand is the oldest and most well known trademark for rope, webbing and leather related fasteners in the world today. For almost two centuries, "Anchor Brand" products have offered that perfect mix of functionality and cost effectiveness that others strive to copy.

## OUR GUARANTEE

We take great pride in time-tested quality that starts with comprehensive engineering blue prints and detailed operations' specifications that set the high standards for genuine "Anchor Brand" hardware. Rigid quality assurance standards coupled with on-time delivery and an uncompromising commitment to customer satisfaction is the Buckles International guarantee.

## CUSTOMIZED SERVICE

Our on-staff application and design experts are always eager to satisfy your unique needs. A large percentage of our sales is derived from made-to-order items. Whether it is picking the right item for your application from our expansive line of products or developing a custom engineered part, the professionals at Buckles International deliver!

## VISIT US ON THE WORLDWIDE WEB

Visit our website for convenient on-line ordering, up-to-date product selections, distributor links, industry information and more! [www.bucklesinternational.com](http://www.bucklesinternational.com)

**P.O. Box 747 • Meriden, CT 06450-0747**

**Phone:** 877-BUCKLE-1 (877-282-5531)

**Fax:** 877-BUCKLE-2 (877-282-5532)

**Internet:** [www.bucklesinternational.com](http://www.bucklesinternational.com)



**TABLE OF CONTENTS**

	Page		Page
<b>B</b>			
Buckles			
Heel Bar . . . . .	9-10		
Center Bar . . . . .	11-12		
Web Strap. . . . .	13-14		
Sam Browne . . . . .	15-16		
<b>C</b>			
Clasps . . . . .	18		
Cleats . . . . .	27		
Clips . . . . .	22		
Clips & Dees. . . . .	22		
Conchas. . . . .	26		
<b>D</b>			
Dees . . . . .	20-21		
Dee & Clip . . . . .	22		
<b>E</b>			
Eye Bolt . . . . .	27		
<b>F</b>			
Footman Loops . . . . .	24		
<b>G</b>			
Govt Cross Reference . . . . .	30		
Gunsling Hooks . . . . .	23		
<b>H</b>			
Halter Hardware . . . . .	26		
Halyard Snap . . . . .	3		
Hooks			
Gun Sling . . . . .	23		
Key . . . . .	22		
<b>I</b>			
Index. . . . .	28-29		
<b>L</b>			
Liability Disclaimer . . . . .	31		
Links. . . . .	27		
Loops. . . . .	24		
Loops & Rings . . . . .	26		
<b>M</b>			
Materials to Benefit Chart. . . . .	36		
MIL Spec Cross Reference . . . . .	30-31		
<b>N</b>			
NSN Cross Reference. . . . .	32-35		
<b>O</b>			
Ordering Information. . . . .	2		
<b>R</b>			
Rings . . . . .	25		
<b>S</b>			
Sam Browne Hardware. . . . .	15-16		
Screw Eyes . . . . .	27		
Slides . . . . .	19		
Snaps			
Bolt. . . . .	3-4		
Spring. . . . .	4-6		
Tongue. . . . .	7		
Trigger . . . . .	8		
Squares . . . . .	26		
Strap Eyes . . . . .	24		
Surcingle Sets . . . . .	18		
Studs . . . . .	22		
Swivels. . . . .	23		
<b>T</b>			
Terrets . . . . .	26		
Tips . . . . .	17		
Tite-Line Holders . . . . .	27		
T-Nut . . . . .	15		
Top Locks . . . . .	18		
Track Harness Hardware . . . . .	26		
<b>W</b>			
Warning . . . . .	37		
Webstrap Hardware			
Buckles. . . . .	13-14		
Tips . . . . .	17		
Slides. . . . .	19		



# ORDER INFORMATION

## Buckles International, Inc.

P.O. Box 747 - 290 Pratt St. - Meriden, CT 06450-0747  
 www.BucklesInternational.com  
 U.S. Toll Free PHONE (877) BUCKLE-1 Fax (877) BUCKLE-2  
 (877) 282-5531 (877) 282-5532  
**Outside the U.S. (203) 639-7844 (203) 639-7844**

Please order clearly and fully, complete with the following information, for prompt and correct service:

- Quantity - - - - - In units exceeding the minimum order quantities as noted in the catalog.
- Figure Number - - - The traditionally recognized part number.
- Size - - - - - Sizes usually represent inside diameter measurements and correspond to the rope, webbing or leather size that the item accommodates.
- Material - - - - - Specifies the base metal from which the item is made.
- Finish - - - - - Specifies the final plating, painting, coating or surface preparation.
- Finder - - - - - Computer identification number.
- Description - - - - - Snap, Buckle, Dee, Loop, Ring, etc. Indicates a generic product category.
- Confirmation - - - - - All verbal orders require faxed or mailed, written confirmation.

**Shipping and Packaging**

Unless otherwise specified and provided with a carrier account number, we will use the carrier and routing of our choice and ship freight collect. All parts will be bulk packed.

**Prices, Specifications and Designs**

Since we strive at all times to improve and provide the best in workmanship and materials with cost effective pricing, our specifications, designs and *prices are subject to change without notice*. Prices noted herein reflect costs at the time of publication. **Please contact us directly for current prices at your, time of order.**

### Abbreviations

Materials	Finishes	Other
ACT - - - - - Acetal		
ALC TENZ -- Cast Tenzalloy Aluminum	BLK - - - - - Black	POA - Price on Application
ALC - - - - - Cast Aluminum	BP - - - - - Brass	
ALS - - - - - Aluminum Sheet	CAD - - - - - Cadmium	* - - - -Made to Order and Subject to
BRC - - - - - Cast Brass	CHR - - - - - Chrome	Lead Time.
BRM - - - - - Machined Brass	EVBR - - - - - Everbrite Zinc	
BRS - - - - - Sheet Brass	GALV - - - - - Galvanized	
BRW - - - - - Brass Wire	GVB - - - - - Government Bronze	Minimum Order quantities must equal
BRZ - - - - - Cast Bronze	JAP - - - - - Japan Black	economic lot sizes.
CW - - - - - Continuous Wire Form	LAQ - - - - - Lacquer	
MGB - - - - - Cast Manganese Bronze	NIC - - - - - Nickel	
MIC - - - - - Malleable Iron	POL - - - - - Polished	
MNYL - - - - - Molded Nylon	REG - - - - - Regal (Gilt)	
MPP - - - - - Molded Polypro	RLD - - - - - Rolled	
QIC - - - - - Cast Gray Iron	ZN - - - - - Zinc	
SB - - - - - Solid Brass		
SSTC - - - - - Cast Stainless Steel		
SSTS - - - - - Sheet Stainless		
SSTW - - - - - Stainless Wire		
STLC - - - - - Cast Steel		
STLF - - - - - Forged Steel		
STLS - - - - - Sheet Steel		
STLW - - - - - Steel Wire		
ZDC - - - - - Zinc Die Cast		



# SNAPS - Bolt Snaps, Swivel Eye

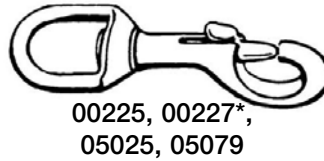
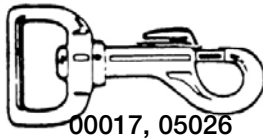


Figure	Size Eye ID (in)	Length Overall	Snap Opening	Material	Finish	Min. Order	Weight per/M	Finder
00017-B	1	3-5/32	7/16	BRC	RLD	1,000	146	153253
00017-B	1	3-5/32	7/16	BRC	NIC	1,000	146	160671
00017-B	1-1/2	3-5/32	7/16	BRC	NIC	1,000	150	186046
00225	5/8	4	3/8	MIC	CAD	100	128	132968
00225	3/4	4-3/32	3/8	MIC	CAD	100	141	132999
00225-B	3/8	3-1/16	3/8	BRC	RLD	1,000	55	117316
00225-B	1/2	3-1/16	3/8	BRC	RLD	1,000	60	117323
00225-B	5/8	3-3/16	3/8	BRC	RLD	1,000	113	117330
00225-B	3/4	3-1/4	3/8	BRC	RLD	100	130	117347
00225-B	1	3-1/2	3/8	BRC	RLD	100	160	117354
00225-B	1-1/4	3-3/4	3/8	BRC	RLD	50	360	117378
00225-Z	1/2	3-1/2	3/8	ZDC	NIC	100	98	191057
00225-Z	5/8	3-1/2	3/8	ZDC	NIC	100	101	136317
00225-Z	3/4	3-3/4	3/8	ZDC	NIC	1,000	104	136300
00225-Z	1	3-3/4	3/8	ZDC	NIC	100	155	135525
00225-Z	1 1/8	4	3/8	ZDC	NIC	100	160	139363
00227*	3/4	3-11/16	3/8	BRC	RLD	2,000	128	141915
05025-Z	3/8	3	1/4	ZDC	NIC	2,500	40	186686
05025-Z	1/2	3	1/4	ZDC	NIC	100	49	113684
05025-Z	5/8	3	1/4	ZDC	NIC	2,500	53	113714
05079-Z	3/8	2-1/16	3/16	ZDC	NIC	200	23	144954
04979-B	3/4	3-3/4	3/8	BRC	RLD	1,000	183	142837
05026-Z	5/8	2-1/2	1/4	ZDC	NIC	100	42	155479
05026-Z	3/4	3	5/16	ZDC	NIC	100	60	155486
05026-Z	1	3-1/4	3/8	ZDC	NIC	100	105	156513

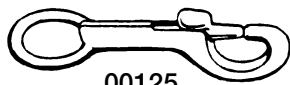
\* 00227 conforms to MIL-H-15021 Type 1 when used with 1 1/8 Brass #7 Ring



# SNAPS - Bolt Snaps, Fast Eye



00025



00125



00162, 00163



00231, 00232, 00240, 00245

Figure	Size Eye ID (in)	Length Overall	Snap Opening	Material	Finish	Min. Order	Weight per/M	Finder
00025*	3/4	3-1/4	3/8	MIC	CAD	1,000	95	139080
00025*	1	3-1/4	3/8	MIC	NIC	1,000	105	132883
00025*	1	3-1/4	3/8	MIC	CAD	1,000	105	157770
00025*	1-1/4	3-5/8	3/8	MIC	CAD	1,000	145	160909
00025	1-1/2	3-5/8	3/8	MIC	CAD	1,000	150	139134
00125*	1/2	3-1/2	3/8	MIC	NIC	2,000	96	133705
00162		4	3/8	MIC	CAD	2,000	154	134399
00163		4-3/4	3/8	MIC	CAD	100	178	142455
00163-B		4-3/4	3/8	BRC	RLD	50	120	117309
00163-Z		4-3/4	3/8	ZDC	NIC	50	150	113387
00231-M	1/4	3-1/2	1/4	MIC	CAD	2,000	130	133019
00231-B	3/8	3-1/2	3/8	BRC	RLD	1,000	144	157831
00232	1/2	3/8	3/8	MIC	CAD	100	156	142462
00240	1/2	4-1/4	3/8	MIC	CAD	2,000	221	133149
00245	1/2	5	1/3	MIC	CAD	1,000	373	133163

\* 00025 - 3/4, 1, 1 1/4, and 00125 conform to NAS1282

**WARNING:** Open eye chain pattern should be closed gradually in a vice. Do not close by impact or striking. Do not use hammer to close. Failure to close properly can result in stress fractures that will dramatically reduce strength. Always wear safety glasses when closing the open eye.

# SNAPS - Spring Snaps, Swivel Eye



00334, 00437



00435



00734

Figure	Size Eye ID (in)	Length Overall	Snap Opening	Material	Finish	Min. Order	Weight per/M	Finder
00334	3/8	1-7/8	11/64	BRC	RLD	3,000	25	139875
00437-Z	3/8	2-5/8	.177	ZDC	NIC	3,000	37	146705
00435-Z	5/8	2-1/2	.177	ZDC	NIC	5,000	42	145067
00435-Z	1	2-1/2	.177	ZDC	NIC	5,000	45	145081
00734-X	1/4	2-3/4	1/4	STLW	NIC	10,000	15	141526
00734-X	3/8	2-3/4	1/4	STLW	NIC	1,000	15	141540



# SNAPS - Spring Snaps, Fast Eye

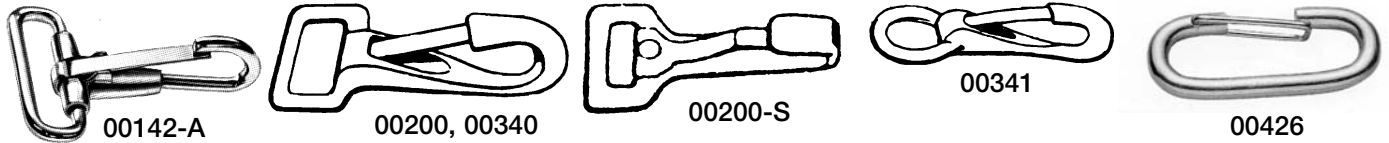


Figure	Size Eye ID (in)	Length Overall	Snap Opening	Material	Finish	Min. Order	Weight per/M	Finder
00142-A	3/4	2-1/8	3/16	STLW	NIC	1,000	29	149416
00142-A	1	2-1/8	3/16	SSTW	RLD	100	32	150429
00142-A	1	2-1/8	3/16	STLW	NIV	1,000	32	149430
00142-A	1	2-1/8	3/16	STLW	EVBR	500	32	148853
00142-A	1	2-1/8	3/16	STLW	REG	5,000	32	147368
00142-A	1	2-1/8	3/16	STLW	BLK	1,000	32	148846
00142-A	1-1/2	2-1/8	3/16	STLW	NIC	500	36	149423
00142-A	1	2-1/8	3/16	STLW	NIC	500	39	149447
00200	3/4	2-7/8	.283	MIC	NIC	3,000	77	163184
00200*	1	3-1/16	.283	MIC	NIC	100	81	144725
00200	2	3-3/4	.306	MIC	CAD	3,000	200	134948
00200-B	3/4	2-7/8	.283	BRC	RLD	3,000	84	148037
00200-B	1	3-1/16	.283	BRC	RLD	3,000	90	148044
00200-B	1-1/18	3-1/8	.283	BRC	RLD	3,000	97	148051
00200-S	3/4	3-1/16	.23	STLS	REG	3,000	90	150566
00200-S	1	3-1/16	.23	STLS	REG	300	92	150566
00200-S	1	3-1/16	.23	STLS	NIC	3,000	92	185599
00340	1/2	1-5/8	.18	MIC	NIC	500	25	164662
00340	3/4	1-5/8	.177	ZDC	NIC	500	27	164150
00340-Z	5/8	1-5/8	.177	ZDC	NIC	200	21	144527
00340-Z	3/4	1-5/8	.177	ZDC	NIC	200	22	144503
00340-Z	1	1-5/8	.177	ZDC	NIC	200	23	144480
00341	3/8	2-3/64	5/32	BRC	RLD	5,000	21	148365
00426	3/8	2-3/8	3/8	STLW	ZINC	100	57	179956


\* 00200 - 1" conforms to NAS1281



# SNAPS - Spring Snaps, Fast Eye



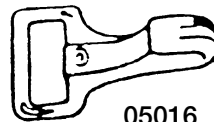
00429



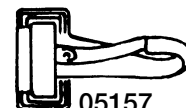
00703, 00734, 04305



00703-A



05016




05157



05306, 05308, 05336



05258\*, 05259



05350

Figure	Size Eye ID (in)	Length Overall	Snap Opening	Material	Finish	Min. Order	Weight per/M	Finder
00429-SS	1	3	5/16	STLC	BLK	1,000	100	155110
04305	3/16	1	3/16	STLW	NIC	25,000	1.2	114322
00703	7/32	1-1/4	7/32	STLW	NIC	1,000	4	165089
00734	1/4	1-3/4	1/4	STLW	NIC	1,000	9	165102
00703-A	1/2	1-5/8	5/32	STLW	NIC	20,000	7	195291
05016	1	2-5/8	5/16	STLS	REG	5,000	49	164785
05016	1	2-5/8	5/16	STLS	NIC	500	49	164778
05157	3/4	1-3/4	.177	SSTS	RLD	2,500	22	185261
05157	1	1-3/4	.177	SSTS	RLD	2,500	22	164808
05306-SS*	5/8	3-1/2	13/32	SSTC	RLD	1,000	143	163320
05308-SS*	5/8	3-1/4	5/16	SSTC	RLD	1,000	114	131343SC
05336-SS*	7/16	2	3/16	SSTC	RLD	1,000	32	163412
05258	1-1/8	3-3/16	5/16	STLW	NIIC	5,000	103	164877
05258	1-1/8	3-3/16	5/16	STLW	EVBR	5,000	103	163870
05258	1-1/8	3-3/16	5/16	STLW	REG	5,000	103	164884
05258	1-1/8	3-3/16	5/16	STLW	BLK	5,000	103	164860
05259	1-1/2	3-3/16	5/16	STLW	NIC	5,000	78	155387
05259	2	3-3/16	5/16	STLW	NIC	5,000	78	165911
05350	1/2	1-3/4	.177	STLS	NIC	10,000	19	149454

\* 00911 conforms to Army Dwg # 5-77-2247

\* 05306-SS conforms to NAS 1281 C12K

\* 05308-SS conforms to NAS 1281 C10K

\* 05336-SS conforms to NAS 1281 C7K





# SNAPS - Tongue Snaps, Swivel Eye

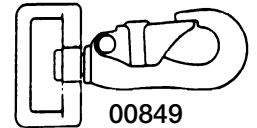
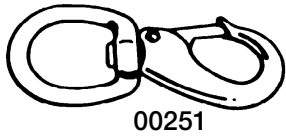


Figure	Size Eye ID (in)	Length Overall	Snap Opening	Material	Finish	Min. Order	Weight per/M	Finder
00251-B	#1-5/8	3-11/16	3/8	BRC	RLD	100	145	117422
00251-B	#2-3/4	3-7/8	3/8	BRC	RLD	100	185	117439
00251-B	#3-3/4	4-15/16	5/8	BRC	RLD	100	290	117446
00251-SS	#1-5/8	3-11/16	3/8	STLC	RLD	10	133	132760
00251-SS	#2-3/4	3-7/8	3/8	STLC	RLD	10	209	132777
00333	7/8	4-3/4	1/2	MIC	CAD	500	710	133507
00830	3/4	3-1/2	5/16	MIC	CAD	3,000	140	133613
00849-ZS	1	2-5/8	1/4	ZDC	NIC	3,000	73	162903
00849-ZS	1	3-1/8	1/4	ZDC	NIC	500	120	162910
03142	3/4	3-7/8	1/2	MIC	NIC	100	354	133330
03142	3/4	3-7/8	1/2	BRC	RLD	750	354	150290

# SNAPS - Tongue Snaps, Fast Eye

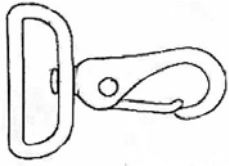


Figure	Size Eye ID (in)	Length Overall	Snap Opening	Material	Finish	Min. Order	Weight per/M	Finder
00249-B	#0-3/9	2-17/32	1/4	BRC	NIC	100	56	191088
00249-B	#0 3/8	2-17/32	1/4	BRC	RLD	100	56	117385
00249-B	1	1-3/16	1/4	BRC	NIC	2,000	60	158173
00249-B	#1-5/8	3-9/32	3/8	BRC	RLD	100	96	117392
00249-B	#2-11/16	3-19/32	3/8	BRC	RLD	100	135	117408
00249-B	#3-3/4	4-13/32	5/8	BRC	RLD	100	256	117415
00249-SS	#0-3/8	2-17/32	1/4	STLC	RLD	10	56	132746
00249-SS	#1-5/8	3-9/32	3/8	STLC	RLD	10	96	132729
00249-SS	#2 11/6	3-19/32	3/8	STLC	RLD	10	135	132739
00249-MS	1-3/4	3-7/8	7/8	STLC	RLD	500	340	194300
03726-Z*	3/4	2-1/2	5/32	ZDC	NIC	3,000	70	134566

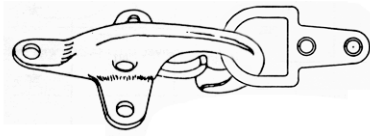
\* 03726-Z curved tongue



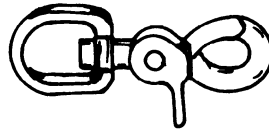
# SNAPS - Miscellaneous



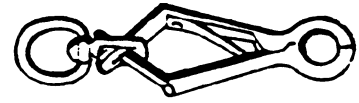
01706



02997



05013



06428

Figure	Size Eye ID (in)	Length Overall	Snap Opening	Material	Finish	Min. Order	Weight per/M	Finder
01706-Z	1-1/2	2-3/8	1/4	ZDC	CHR	2,500	84	124451
02997*		2-3/4		ZDC	RLD	3,000	61	193761
05013-Z	3/8(R)	2-5/16	3/8	ZDC	NIC	100	66	187760
05013-Z	1/2(R)	2-3/8	3/8	ZDC	NIC	100	71	187746
05013-Z	5/8(O)	2-1/2	3/8	ZDC	NIC	100	76	113905
05013-Z	3/4(S)	2-7/32	3/8	ZDC	NIC	100	76	146873
05013-Z	1(S)	2-3/8	3/8	ZDC	NIC	100	95	146686
06428-Z	1/2	3-1/4	7/32	ZDZ	NIC	3,000	3.9	154106

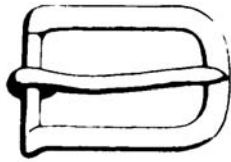
\* 02997 Rivet Hole Size .170



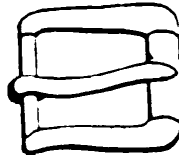
# BUCKLES - Heel Bar



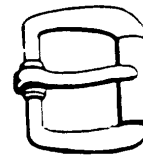
00005



00012



00049



00050

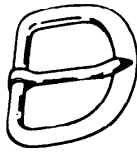
Figure	Strap Size (in)	Material	Finish	Min. Order	Weight per/M	Finder
00005B	1/2	BRC	NIC	3,000	28	157428
00005B	5/8	BRC	NIC	3,000	28	150719
00005B	5/8	BRC	RLD	3,000	28	152782
00005B	5/8	BRC	NIC	3,000	38	150702
00005B	3/4	BRC	RLD	3,000	37	150689
00005B	3,4	BRC	NIC	2,500	80	111789
00005B	1	BRC	RLD	2,500	80	111802
00005B	1	BRC	NIC	1,500	116	118719
00005B	1-1/4	BRC	RLD	1,000	116	118752
00005-Z	5/8	ZDC	NIC	5,000	21	147573
00005-Z	3/4	ZDC	NIC	5,000	28	147580
00005-Z	1	ZDC	NIC	3,000	61	147597
00012	1/2	BRC	NIC	5,000	16	149591
00012	1/2	BRC	RLD	5,000	16	155301
00012	5/8	BRC	NIC	3,000	22	149607
00012	5/8	BRC	RLD	3,000	22	152522
00012	3/4	BRC	NIC	3,000	32	149614
00012	3/4	BRC	RLD	3,000	32	149508
00012	7/8	BRC	RLD	3,000	38	149508
00012	1	BRC	NIC	2,000	54	111864
00012	1	BRC	RLD	2,000	54	145630
00012-Z	1/2	ZDC	NIC	7,500	14	147665
00012-Z	5/8	ZDC	NIC	7,500	17	147672
00012-Z	3/4	ZDC	NIC	5,000	23	147689
00012-Z	7/8	ZDC	NIC	5,000	32	147696
00012-Z	1	ZDC	NIC	3,000	44	184776
00049	5/8	BRC	NIC	3,000	38	102269
00049	7/8	BRC	NIC	2,000	68	104590
00049	1	BRC	NIC	2,000	89	111949
00049	1	BRC	RLD	2,000	89	111949
00050	3/4	BRC	NIC	2,500	30	106013
00050	1	BRC	NIC	2,000	55	139776



# BUCKLES - Heel Bar



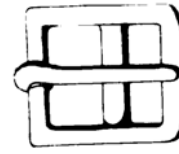
00075



00098



00308

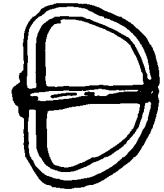


01135



00999

Figure	Strap Size (in)	Material	Finish*	Min. Order	Weight per/M	Finder
00075B	1/2	BRC	NIC	3,000	13	110539
00075-Z	1/2	ZDC	NIC	5,000	13	184394
00075-Z	5/8	ZDC	NIC	200	15	134634
00075-Z	3/4	ZDC	NIC	5,000	20	133897
00075-Z	1	ZDC	NIC	100	38	133927
00098	1-1/2	BRW	POL	5,000	70	126561
00098	1-1/2	BRW	POL	5,000	70	125915
00308-Z	3/8	ZDC	NIC	5,000	4.5	101827
00308-Z	3/8	ZDC	REG	5,000	4.5	134641
00308-Z	1/2	ZDC	NIC	5,000	7.5	134658
00308-Z	5/8	ZDC	NIC	5,000	8.9	134672
01135	1	STLC	NIC	3,000	65	131411
01135S	1	STLS	NIC	3,000	61	144961
00999	3/4	STLW	NIC	100	38	146507
00999	1	STLW	NIC	100	65	142578
00999	1	STLW	ZINC	5,000	65	152065
00999	1-1/4	STLW	NIC	100	80	142639
00999	1-1/2	STLW	NIC	100	105	142615
00999	1-1/2	STLW	ZINC	3,000	105	103074
00999	1-3/4	STLW	NIC	100	135	184561
00999	2	STLW	NIC	100	165	142608
00999*	2	STLW	NIC	2,000	165	189597
00999**	2	STLW	NIC	2,000	165	184509
00999	2-1/2	STLW	NIC	2,000	175	148617
00999	3	STLW	NIC	2,000	210	186619
00999**	3	STLW	NIC	2,000	210	140987
05859	3	STLW	NIC	1,000	27.3	120484
05859	3	STLW	REG	1,000	27.3	140420
05859B	3	BRC	RLD	500	37	106181
05860	3	SSTW	RLD	500	35	137444



05859, 05860

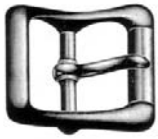
\* 00999 No Tongue

\*\* 00999 2 Tongues

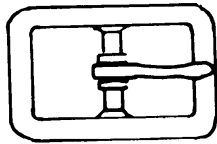
\* Prices and minimum quantities for Cadmium plating available on application



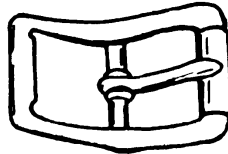
# BUCKLES - Center Bar



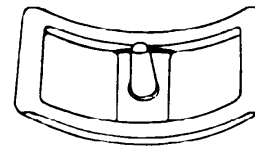
00040




00121




00150



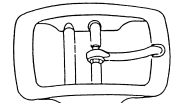
00210



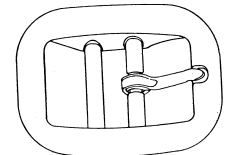
00416



00899



00921



00922

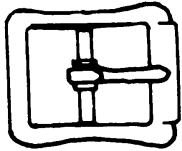
Figure	Strap Size (in)	Material	Finish	Min. Order	Weight per/M	Finder
00040-B	5/8	BRC	RLD	2,000	23	158074
00040-Z	5/8	ZDC	NIC	100	20	147733
00040-Z	3/4	ZDC	NIC	100	35	147740
00040-Z	1	ZDC	NIC	100	50	147887
00121B	5/8	BRC	RLD	3,000	30	150917
00121B	1	BRC	RLD	2,000	51	183410
00121-Z	1/2	ZDC	NIC	500	11	155615
00121-Z	5/8	ZDC	NIC	200	18	160640
00121-Z	3/4	ZDC	NIC	100	25	135037
00121-Z	1	ZDC	NIC	100	53	144619
00150-Z	1	ZDC	NIC	2,500	70	135136
00210-Z	1/2	ZDC	NIC	100	14	134238
00210-Z	5/8	ZDC	NIC	100	16	134207
00210-Z	3/4	ZDC	NIC	100	21	134245
00210-Z	7/8	ZDC	NIC	100	37	134214
00210-Z	1	ZDC	NIC	100	46	134221
00416-Z	1/2	ZDC	NIC	10,000	8	134009
00416-Z	5/8	ZDC	NIC	10,000	12.5	134689
00416-Z	3/4	ZDC	NIC	10,000	20	134719
00899	1-3/4	STLS	NIC	100	72.5	149522
00899*	1-3/4	BRC	NIC	1,000	120	121573
00899*	1-3/4	BRC	LAQ	1,000	120	121566
00899-Z	1-3/4	ZDC	NIC	50	120	100479
00921-Z	3/8	ZDC	NIC	10,000	8	154656
00921-Z	1/2	ZDC	NIC	10,000	12	154694
00921-Z*	5/8	ZDC	NIC	4,000	25	135679
00921-Z*	3/4	ZDC	NIC	3,000	35	135686
00921-Z*	1	ZDC	NIC	3,000	60	135693
00922-Z*	3/4	ZDC	REG	100	65	139721
00922-Z*	1	ZDC	REG	100	125	140512

\* 00899 conforms to MIL-B-20588

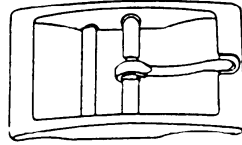
\* 00922-Z 5/8" - 1"  
Available with logo made to order



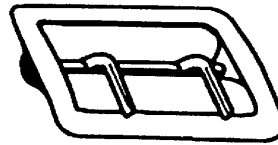
# BUCKLES - Center Bar



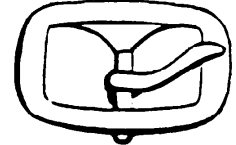
00923



00924-Z




04430




05705

Figure	Strap Size (in)	Material	Finish	Min. Order	Weight per/M	Finder
00923-Z	3/8	ZDC	NIC	100	8	133972
00923-Z	1/2	ZDC	NIC	100	12.5	133934
00923-Z	5/8	ZDC	NIC	100	17.5	133972
00923-Z	3/4	ZDC	NIC	100	22.5	133958
00923-Z	1	ZDC	NIC	100	40	190258
00924-Z	3/8	ZDC	NIC	1,000	11	188460
00924-Z*	5/8	ZDC	NIC	100	23	162941
00924-Z*	3/4	ZDC	NIC	100	40	185209
00924-Z*	1	ZDC	NIC	100	60	162975
04430	2-1/4	BRS	NIC	10	130	190531
04430	2-1/4	BRS	LAC	10	130	190524
05705	5/8	BRC	RLD	2,000	65	146965
05705	3/4	BRC	RLD	100	72.5	107881
05705	7/8	BRC	RLD	2,000	80	105054
05705	1	BRC	RLD	100	82.5	144916
05705	1-1/8	BRC	RLD	2,000	100	141472
05705	1-1/4	BRC	RLD	2,000	117.5	120040
08402	1-3/4	BRC	LAQ	1,000	95	187906
08402	1-3/4	BRC	NIC	1,000	95	187852
08531-Z	1-1/4	ZDC	NIC	100	85	144565
08531-Z	1-1/2	ZDC	NIC	100	90	144541
08531-Z	1-3/4	ZDC	NIC	1,000	92.5	144558
08531-Z	2	ZDC	NIC	1,000	100	144534



08402



08531

\* 00924-Z available with logo made to order in sizes 5/8, 3/4, 1



# BUCKLES - Web Strap

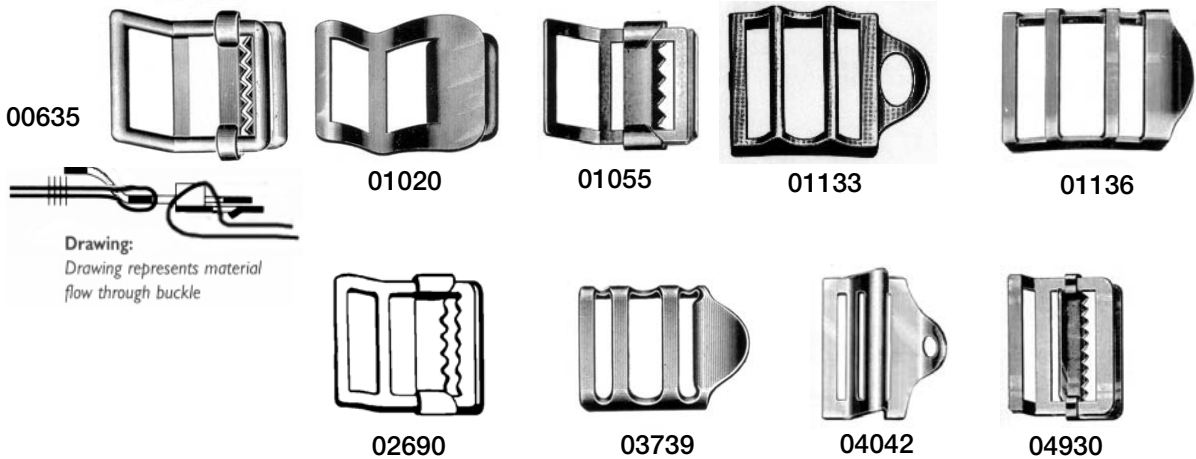


Figure	Strap Size (in)	Material	Finish	Min. Order	Weight per/M	Finder
00635	1/2	STLS	NIC	500	7.5	110898
00635	5/8	STLS	NIC	5,000	8.3	142479
00635	3/4	STLS	NIC	100	13	142486
00635*	1	STLS	NIC	100	21.5	142493
01020	5/8	STLS	NIC	10,000	20	103579
01020	1	STLS	NIC	100	43	113066
01055*	1	STLS	NIC	3,000	52.5	117743
01055*	1	STLS	BLK	3,000	52.5	117712
01133*	3/4	BRS	GBZ	500	9	107355
01136*	1	BRS	GVB	100	27	117767
01136*	1	STLS	NIC	500	26	117859
01136*	1	STLS	BLK	7,500	26	117835
02690*	1-1/4	STLS	NIC	3,000	80	119907
02690	1-1/2	STLS	NIC	3,000	92.5	123065
03739*	5/8	STLS	BLK	10,000	7	103692
03739	3/4	STLS	NIC	1,000	10	107607
03739	3/4	STLS	BLK	10,000	10	107591
03739	1	STLS	NIC	1,000	26	104569
03739	1	STLS	BLK	10,000	26	144886
04042*	3/4	STLS	NIC	500	12	107706
04042*	3/4	STLS	BLK	20,000	12	107652
04042*	1	STLS	NIC	500	23	113691
04042*	1	STLS	BLK	10,000	23	113554
04930	1-1/2	STLS	STLS	100	40	187685

\* **00635** 1" conforms to NAS1284 A16

\* **01055** Conforms to MIL-B-543 Type III Style 3 Const A

\* **01136** Conforms to MIL-B-543 Type II Style 1 and MS 51944

\* **01133** Conforms to MIL-B-543 Type II Style 2

\* **01136** Conforms to MIL-B-543 Type II Style 1 and MS 51944


\* **02590** 1 1/4" conforms to NAS1284 A20 and MIL-B-543 Type III Style 3 Const A

\* **03739** 5/8 conforms to MIL-B-543 Type II Style 3


\* **04042** 3/4 size has no hole in tip. **04042** 3/4" & 1" Conform to MIL-B-543 Type V



# BUCKLES - Web Strap



05270



00105



06103, 06105



06106

Drawing:  
Drawing represents material flow through buckle




Figure	Strap Size (in)	Material	Finish	Min. Order	Weight per/M	Finder
05270	1-1/2	STLS	NIC	100	85	157183
05270	1-1/2	STLS	CAD	3,000	85	157213
05270	1-1/2	STLS	BLK	3,000	85	186077
05270	2	STLS	NIC	100	132.5	157145
05270	2	STLS	CAD	100	132.5	157169
00105-Z	5/8	ZDC	NIC	3,000	40	141168
06105	1/2	STLS	NIC	5,000	35	140130
06105*	1/2	STLS	BLK	5,000	35	148648
06105	3/4	STLS	NIC	3,000	62.5	148716
06105	3/4	STLS	BLK	3,000	62.5	157275
06105	1	STLS	NIC	100	60	148693
06105	1	STLS	CAD	100	80	157688
06105*	1	STLS	BLK	100	80	148655
06105	1	STLS	ZINC	100	80	148815
06105	1	STLS	RLD	100	80	186992
06105	1-1/2	STLS	NIC	100	110	148723
06105*	1-1/2	STLS	BLK	500	110	148679
06106-Z	1	ZDC	Evbt	100	138	125755
06106-Z	1-1/2	ZDC	Evbt	100	279	165188

\* Specific **06105** Conforms to MS 51929 and NAS1284





# SAM BROWNE (GARRISON) HARDWARE




04430



00899



08531



08402



04614

Figure	Strap Size (in)	Material	Finish	Min. Order	Weight per/M	Finder
04430	2-1/4	BRS	NIC	50	130	190531
04430	2-1/4	BRS	LAC	50	130	190524
00899	1-3/4	STLS	NIC	100	72.5	149522
00899*	1-3/4	BRC	NIC	500	120	121573
00899*	1-3/4	BRC	LAQ	500	120	121566
00899-Z	1-3/4	ZDC	NIC	100	120	100479
08531-Z	1-1/4	ZDC	NIC	2,000	85	144565
08531-Z	1-1/2	ZDC	NIC	100	90	144541
08531-Z	1-3/4	ZDC	NIC	2,000	92.5	144558
08531-Z	2	ZDC	NIC	1,000	100	144534
08402	1-3/4	BRC	LAQ	1,000	95	187906
08402	1-3/4	BRC	NIC	1,000	95	187852
04614	-	STLS	NIC	2,000	31	190579
04614	-	STLS	BLK	250	31	135761
04614A	-	BRS	LAQ	2,000	31	141021
04126A	-	BRS	GVB	100	10	139523



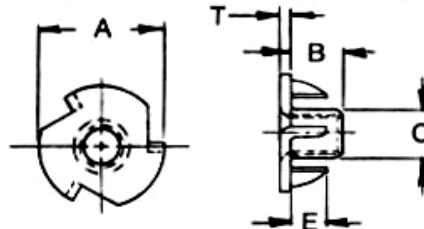
04126



00T23-480

\* 00899 Conforms to MIL-B-20588

ROUND BASE — 3 Straight Prongs

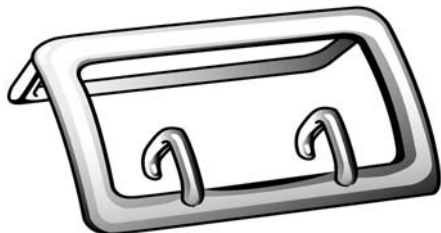


Figure/ Finder	Size	Thds/in	A	B	C	E	T	Drill Size	Wgt per/M
00T23-480 145975	8	32	1/2	1/4	.205-.213	9/64	.038	7/32	2.75



# SAM BROWNE (GARRISON) HARDWARE


**NEW!** Finally, a Sam Browne Belt Buckling System that's Secure and User Friendly!



4435F

**Polished Stainless Steel Buckle**

- Traditional Appearance
- Easy On & Off
- Easy Waist Size Adjustment
- Will Not Tarnish
- Scratch Resistant
- Lasts Forever
- More Secure



4435P

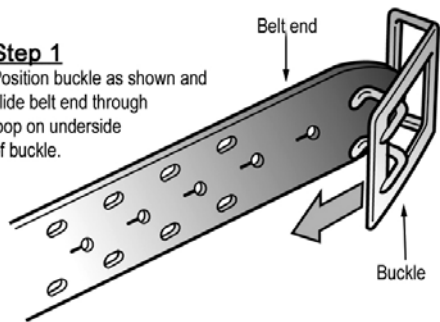
**Back Plate**

- Tough, Space Age Polymer
- Temperature Tolerant
- Simple to Use
- Light Weight
- Comfortable
- Reduces Costs

Figure	Strap Size (in)	Material	Finish	Min. Order	Weight per/M	Finder
04435F	2-1/4	SST	POL	50	108	114636
04435FG	2-1/4	SST	GOLD	50	108	121658
04435FB	2	SST	BLK	250	104	154045
04435P	2-1/4	ACETAL	BLK	50	14	121627

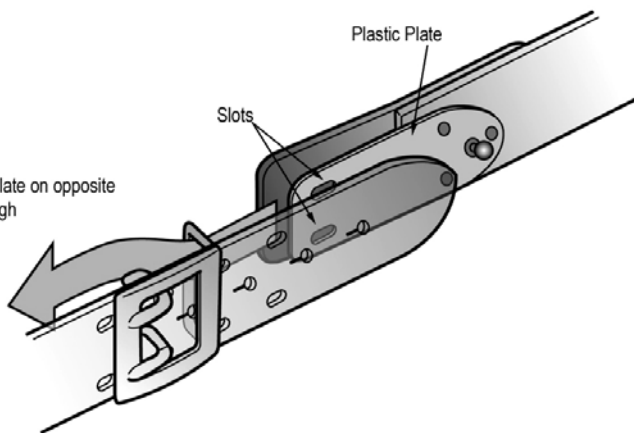
**Step 1**

Position buckle as shown and slide belt end through loop on underside of buckle.



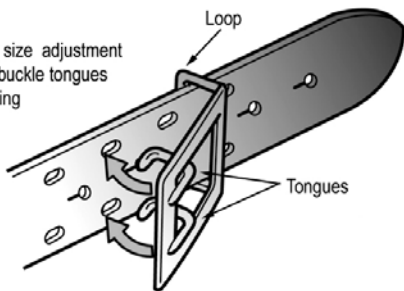
**Step 3**

Slide plastic plate on opposite belt end through metal loop on underside of buckle.



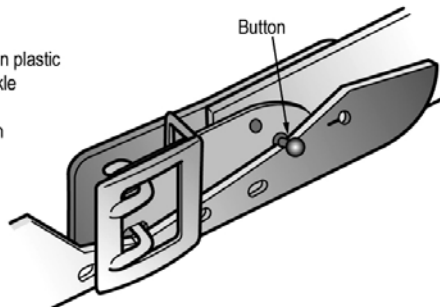
**Step 2**

Determine size adjustment and Push buckle tongues into matching belt holes.



**Step 4**

Capture slots in plastic plate with buckle tongues, then push button on plate through matching hole in belt end.



US Patent No. 6,412,148B1

International Patent Pending



# TIPS

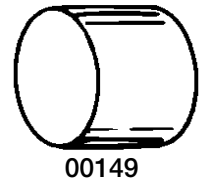
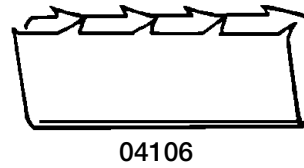
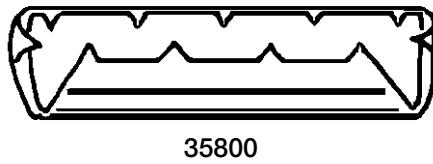
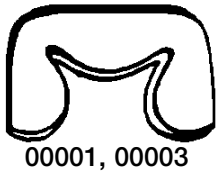


Figure	Strap Size (in)	Material	Finish	Min. Order	Weight per/M	Finder
00001*	3/4	STLS	NIC	30,000	2.9	165744
00001*	1	STLS	NIC	1,000	3.8	165782
00003**	1	STLS	NIC	20,000	7.5	165799
00003**	1-1/4	STLS	NIC	500	9	165850
00003**	1-1/2	STLS	NIC	500	12.5	165928
03580**	2	STLS	NIC	500	17.5	165966
03580**	2	STLS	ZN	500	17.5	165959
04106	2	STLS	NIC	200	20	166000
00149*	5/8	BRS	GBRZ	500	5.25	147986
00149*	1	BRS	GBRZ	500	10.5	165812
00149*	1	ALS	RLD	500	3	186640
00149*	1-1/4	BRS	GBRZ	500	18	165874
00149*	1-1/2	BRS	GBRZ	500	24	165935

\* 00001 Designed for light webbing

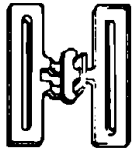
\*\* 00003, 03580 Designed for heavy webbing

\* 00149 Conforms to MS 51926 and MIL-C-496 Type 1


All tips should be applied with tip closing dies



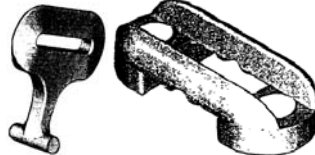
# CLASPS



01352



01375



00558

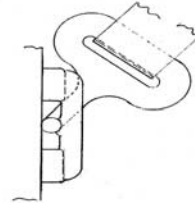
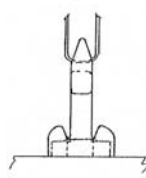
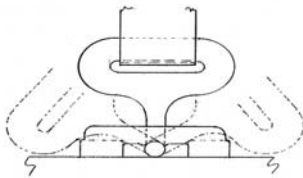


06160



Figure	Item	Strap Size (in)	Material	Finish	Min. Order	Weight per/M	Finder
01352*	CLASP	2	STLS	NIC	100	73	112748
01375-Z	-	1-1/8	ZDC	NIC	100	37	134795
00558T	TEE	1	ACETAL	BLK/WH	100	2	182273
00558Y	YOKE	-	ACETAL	BLK/WH	100	1.7	182273
06160	CLASP	1-	STLS	NIC	500	26	08567

\* 01352 Also available with slide 03300 for surcingles

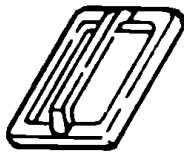


**00558**


*BOAT TOP FASTENER ASSEMBLY*



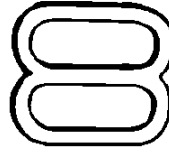
# SLIDES



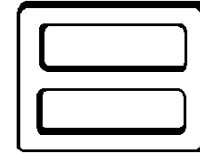
00146



02300, 03300



03100



05048

Figure	Strap Size (in)	Slot Width	Material Gauge	Material	Finish	Min. Order	Weight per/M	Finder
00146*	1	3/16-1/4	-	BRS	CGRZ	100	18	156285
00146-S	1	3/16-1/4	-	SSTS	RLD	100	18	194379
02300	5/8	3/16	.050	STLS	NIC	1,000	5	155394
02300	3/4	3/16	.050	STLS	NIC	1,000	7.5	156063
02300	1	3/16	.050	STLS	BLK	1,000	7.6	191347
02300	1-1/2	1/4	.050	STLS	NIC	20,000	10.1	158586
02300	2	3/16	.050	STLS	NIC	10,000	13	147966
02300-Z*	5/8	3/16	.110	ZDC	NIC	500	8	151686
02300-Z*	3/4	3/16	.110	ZDC	NIC	500	9	151686
02300-Z*	1	15/64	.125	ZDC	NIC	500	14	151686
02300-Z*	1-1/2	3/16	.128	ZDC	NIC	5,000	18	158241
02300-Z*	2	3/16	.135	ZDC	NIC	5,000	24	134092
03100*	1	5/16	.093	STLS	NIC	100	17.5	157015
03300*	2	3/16	.105	STLS	NIC	100	27.6	111604
05048*	1	9/32	.090	BRS	GVB	2,000	37.5	108123
05048*	2	9/32	.090	STLS	GVB	1,000	37.5	187944

\* 00146 conforms to U.S.C.G Specs, MIL-B 543 and MS 51927 Type 1 Style 2

\* 02300-Z Also available with 1375-Z clasp

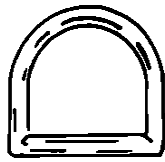
\* 03100 Conforms to MS 51900 and A-A 55620

\* 03300 Also available with 1352 clasp for surcingles

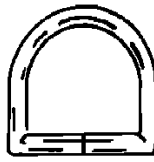
\* 05048 Conforms to MIL-L-3851, DWG 203-1419244



# DEES



00452



04520



00463, 00563

SIZES LISTED ARE INSIDE DIAMETER

Figure	Size Wide (in)	Size High (in)	Wire Diameter	Material	Finish	Min. Order	Weight per/M	Finder
00452-B	5/8	1/2	*	BRC	LAQ	2,000	7	134184
00452-B	3/4	1/2	*	BRC	LAQ	2,000	14	137406
00452-B	7/8	5/8	*	BRC	RLD	2,000	22	184400
00452-B	1	13/16	*	BRC	RLD	2,000	23	119709
00452-Z	3/8	5/16	*	ZDC	NIC	500	22	190654
00452-Z	1/2	7/16	*	ZDC	NIC	250	4	190661
00452-Z	5/8	1/2	*	ZDC	NIC	100	5.7	190715
00452-Z	3/4	1/2	*	ZDC	NIC	100	10	190739
00452-Z	1	13/16	*	ZDC	NIC	100	16	190753
00463	1/2	7/16	.080	STLW	NIC	2,500	2.5	146095
00463	5/8	1/2	.080	STLW	NIC	50,000	5	146071
00463	3/4	5/8	.080	STLW	NIC	2,000	5	146064
04520W	3/8	3/8	.090	STLW	NIC	500	3	163962
04520W	5/8	5/8	.120	STLW	NIC	500	8	163986
04520W	3/4	5/8	.135	STLW	NIC	100	12	139547
04520W	1	7/8	.162	STLW	NIC	100	24	139554
00463	1/2	7/16	.080	STLW	NIC	2,500	2.5	146095
00463	5/8	1/2	.080	STLW	NIC	50,000	5	146071
00463	3/4	5/8	.080	STLW	NIC	2,000	5	146064
00563W	5/8	1/2	.120	SSTW	RLD	5000	10	140765
00563W	3/4	5/8	.135	SSTW	RLD	100	12.5	134702
00563W	7/8	3/4	.135	SSTW	RLD	100	15	146187
00563W	1	7/8	.135	STLW	NIC	100	20	146149

\* Made from Cast Metal rather than Wire



# DEES



00563, 05138



03250

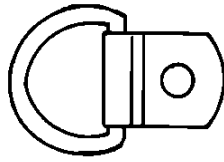
SIZES LISTED ARE INSIDE DIAMETER

Figure	Size Wide (in)	Size High (in)	Wire Diameter	Material	Finish	Min. Order	Weight per/M	Finder
00563	1/2	7/16	.121	STLW	NIC	100	7.5	148624
00563	1/2	7/16	.121	STLW	EVBR	20,000	7.5	148622
00563	5/8	1/2	.120	STLW	NIC	100	10	140765
00563	5/8	1/2	.120	STLW	EVBR	20,000	10	140307
00563	3/4	5/8	.135	STLW	NIC	100	12.5	146286
00563	3/4	5/8	.135	STLW	EVBR	10,000	12.5	146288
00563	3/4	5/8	.135	STLW	REG	10,000	12.5	146354
00563	1	7/8	.135	STLW	NIC	4,000	14.8	184691
00563	1 1/4	15/16	.148	STLW	NIC	5,000	25	146330
00563	1 1/2	1 3/16	.148	STLW	NIC	100	30	146347
03250	3/4	5/8	.162	STLW	NIC	100	17.5	149942
03250	7/8	3/4	.187	STLW	NIC	100	40	154199
03250	1	7/8	.187	STLW	NIC	100	40	153314
03250	1	7/8	.187	STLW	ZINC	100	40	142226
03250	1	7/8	.187	SSTW	RLD	100	40	150467
03250	1-1/8	1	.187	STLW	NIC	100	45	124413
03250	1-1/8	1	.187	STLW	ZINC	100	45	137253
03250	1-1/4	1-1/8	.225	STLW	NIC	100	70	153307
03250	1-1/4	1-1/8	.225	STLW	ZINC	100	70	142233
03250	1-1/2	1-3/16	.225	STLW	NIC	100	87.5	185605
03250	1-1/2	1-3/16	.225	STLW	ZINC	100	87.5	142240
03250	1-1/2	1-3/16	.225	SSTW	RLD	5000	87.5	150474
03250	1-3/4	1/2	.255	STLW	NIC	100	107.5	138427
03250	2	1-5/8	.255	STLW	NIC	100	110	158388
03250	2	1-5/8	.255	STLW	ZINC	100	110	138847
05138*	5/8	1/2	.148	STLW	BLK	25,000	13	134740
05138*	1	7/8	.181	BRW	GVB	10,000	35	132050
05138*	1	7/8	.192	STLW	BLK	1000	32	166581

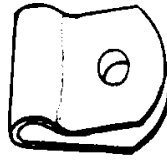
\* 05138 Conforms to MS 51925 and MIL-R-3390 Symbol X



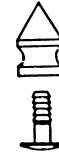
# CLIPS & STUDS



01954



01954



00111

Figure	Strap Size (in)	Size Hole (in)	Size Dee (in.)	Clip Width	Length Overall	Material	Finish	Min. Order	Weight per/M	Finder
01954*	5/8	201	5/8	5/8	1 1/8	STLS	NIC	500	17.5	132234
01954*	5/8	201	5/8	5/8	1 1/8	SSTS	RLD	10,000	17.5	189832
01954*	3/4	201	3/4	3/4	1 3/8	STLS	NIC	500	17.5	132296
01954*	5/8	201	-	-	-	STLS	NIC	500	7.5	131701
01954*	3/4	201	-	-	-	STLS	NIC	1000	10	131879

\* 01954 Clip and Dee (uses 00563 Dee), Steel Wire, Dee - Not Welded, Sheet Steel Clip

\* 01954 Designed for use with a 3/16" rivet

Figure	Rivet Length	Material	Finish	Min. Order	Weight per/M	Finder
00111*	5/8	ZDC	NIC	1,000	7	187401

\* 00111 (Rivet - bbl. OD = .150" - head OD = .290")






# HOOKS & SWIVELS



04101



04614



05312



04986



02906, 02908

Figure	Size Eye (in)	Size Rivet Hole (in)	Size (in.)	Length Overall	Material	Finish	Min. Order	Weight per/M	Finder
04101	-	-	-	3	STLS	NIC	500	30	129296
05312	-	.199	-	-	STLS	REG	200	16	141502
04614	-	-	-	-	STLS	BLK	250	31	135761
04986*	-	-	5/8	-	STLS	BLK	5,000	10	141298
04986*	-	-	5/8	-	STLS	PHOS	5,000	10	189993
02906	1/4	-	-	-	STLS	NIC	10,000	7.5	165522
02908	1/2	-	-	-	STLS	NIC	5,000	7.5	165553

\* 04986 Also available with 05138 Dee


\* 04986 In accordance with Ordinance DWG #7344815




# LOOPS & EYES



00275, 00556



51939



00662, 00277



00699, 03900, 04950

Figure	Strap Size (in.)	I.D. Eye (in) or Size High (in.)	Length (in)	Dia. Stock in Eye (in.) or Wire Dia.	Distance Between Holes	Wood Screw # or Hole Dia.	Material	Finish	Min. Order	Weight per/M	Finder
00275	-	5/16	2	3/16	1-7/16	10	BRW	NIC	10	29	177013
00275	-	5/16	2	3/16	1-7/16	10	BRW	BURN	10	29	170403
00275	-	3/8	2-1/4	1/4	1-11/32	10	BRC	BURN	5	50	172513
00275	-	1/2	2-3/4	5/16	1-15/16	12	BRC	BURN	5	77	177891
00556	-	5/32	1-1/16	6	1-1/16	6	BRC	NIC	50	28	176153
00556-Z	-	5/32	1-1/16	6	1-1/16	6	ZDC	NIC	100	25	151730
00662	1	-	2-1/2	1/4	1-29/32	7/32	STLW	NIC	100	32.5	144657
00662	1	-	2-1/2	1/4	1-29/32	7/32	STLW	CAD	100	32.5	144510
00662	1	-	2-1/2	1/4	1-29/32	7/32	STLW	JAP	100	32.5	144633
00662	1-1/4	-	2-11/16	1/4	2-1/8	7/32	STLW	CAD	100	42.5	146159
00662	1-1/4	-	2-11/16	1/4	2-1/8	7/32	STLW	JAP	2,500	42.5	145167
00662	1-1/4	-	2-11/16	1/4	2-1/8	7/32	STLW	NIC	1,000	42.5	155127
00662	1-1/2	-	3-3/16	1/4	2-5/8	7/32	STLW	CAD	1,000	60	145531
00662	1-1/2	-	3-3/16	1/4	2-5/8	7/32	STLW	JAP	2,000	60	139042
00277	1-1/4	-	2-11/16	-	2-1/8	1/4	BRZ	NIC	25	43	166147
00699	2	7/16	-	.148	-	-	STLW	NIC	200	25	145708
03900	1	9/26	-	.177	-	-	STLW	NIC	100	25	151310
04950	1/2	3/8	-	.092	-	-	STLW	NIC	500	4	145012
04950	5/8	3/8	-	.105	-	-	STLW	NIC	500	6.5	145029
04950	3/4	3/8	-	.105	-	-	STLW	NIC	500	7	145036
04950	1	7/16	-	.105	-	-	STLW	NIC	500	8	145005
04950	1-1/4	1/2	-	.120	-	-	SSTW	NIC	15,000	13	145043
04950	1-1/2	1/2	-	.120	-	-	STLW	NIC	500	14.5	145050
51939	1-1/4	1/4	3-1/2	1/4	2-7/8	13/64	STLW	OD	5,000	42	102671
51939	1-1/2	1/4	3-3/4	1/4	3-1/8	13/64	STLW	OD	5,000	60	163177



# RINGS



00W, 00000, 00002, 00003, 00004, 6W, 00007, 00009

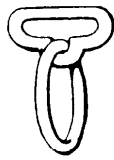
Figure	I.D. Size (in)	Wire Gauge	Material	Finish	Min. Order	Weight per/M	Finder
00W	2-1/4	.375	STLW	CAD	100	255	157749
00W	2-1/2	.375	STLW	CAD	100	280	156667
00W	3	.375	STLW	CAD	100	333	137703
00000	1-3/4	.306	STLW	ZINC	3,000	218	188842
00W	2	.340	STLW	CAD	100	167	154885
00W	2	.340	STLW	CAD	100	187	103135
00002	1-1/2	.262	STLW	NIC	100	109	147450
00003	1-1/2	.243	STLW	REG	5,000	72	128435
00003B	1-1/2	.243	BRC	RLD	2,000	63	144473
00003	1-1/2	.243	STLW	BLK	5,000	72	073616
00003	1-1/2	.243	STLW	NIC	100	72	150597
00003W	1-1/2	.243	STLW	CAD	100	72	157725
00003	1-3/4	.243	STLW	NIC	100	80	158197
00004	1-1/4	.225	STLW	REG	5,000	53	129548
00004B	1-1/4	.225	BRC	RLD	100	42	144701
00004	1-1/4	.225	STLW	NIC	100	53	150627
6W	1-1/4	.203	STLW	CAD	100	47	156698
00007B	1/2	*	BRC	RLD	5,000	7	135273
00007B	3/4	*	BRC	RLD	5,000	15	151082
00007	1	.177	STLW	NIC	200	26	150986
00007B	1	.177	BRC	RLD	3,000	28	151143
00007B**	1-1/8	*	BRC	NIC	3,000	26	124390
00007B	1-1/8	*	BRC	RLD	3,000	31	141908
00007B	1-1/4	.177	STLW	NIC	200	34	151020
00007B	1-1/4	*	BRC	RLD	2,500	38	151167
00007-Z	3/4	.177	ZDC	NIC	200	11	184370
00009-Z	1/2	*	ZDC	NIC	10,000	5	134894
00009-ZH	5/8	*	ZDC	NIC	200	7.5	156841

\* Made from Cast Metal rather than Wire

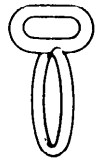
\*\* 00007B 1 1/8" Conforms to MIL-H-15021 Type 1 and 2



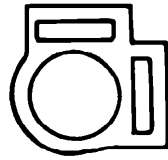
# SADDLERY



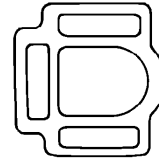
03610



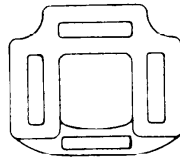
00499



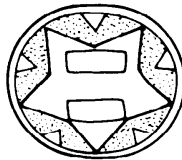
00369



05382




05383



00773



00789




00128

Figure	Size of Loop or Size (in.)	Size of Ring or Size of Slot	Material	Finish	Min. Order	Weight per/M	Finder
03610	3/4	1-1/4	STLW	REG	5,000	75	190845
03610	1	1-1/2	STLW	NIC	5,000	120	103166
03610	1	1-1/2	STLW	REG	5,000	120	134191
00499-B	3/4	1-1/4	BRC	RLD	1,000	113	144435
00499-B	1	1-1/2	BRC	RLD	1,000	145	124871
00369	3/4	-	BRC	RLD	2,000	105	138830
00369	1	-	BRC	RLD	2,000	120	139912
05382-B	3/4	-	BRC	RLD	100	92.5	148310
05382-B	7/8	-	BRC	RLD	2,000	117.5	148327
05382-B	1	-	BRC	RLD	100	125	148334
05382-B	1-1/8	-	BRC	RLD	1,000	135	148358
05383-Z*	3/4	-	ZDC	REG	100	90	184615
05383-Z*	1	-	ZDC	REG	100	175	142868
00773	1	3/8	STLS	NIC	25,000	7.5	133439
00773	1-1/2	1/2	STLS	NIC	25,000	7.5	133620
00789	1-1/8	-	BRC	NIC	1,000	200	147795
00128SS	1-1/8	-	SSTLS	RLD	2,000	63	150863

\* 05383 Can be supplied with logo to order



# EYE BOLT & CLEATS



00262



04015



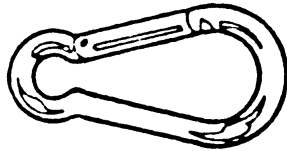
05310

Figure	I.D. Eye (In.)	Length Overall	Diameter Wire	Thread Length	Shank Length	Material	Finish	Min. Order	Weight per/M	Finder
00262	1	2-7/8	9/32	1-1/4	1-5/8	STLW	NIC	100	86	146002

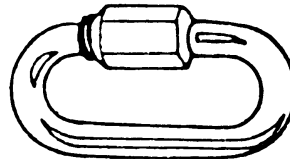
Figure	Length (In.)	Center to Center Holes	For Screw No.	Material	Finish	Min. Order	Weight per/M	Finder
04015	2-1/2	3/8	6	ALC TENZ	RLD	20	30	170717
04015	4-1/2	3/4	8	ALC TENZ	RLD	20	33	172889
04015	4-1/2	3/4	8	BRZ	BURN	10	99	169735

Figure	Material	Finish	Min. Order	Weight per/M	Finder
05310	ALS	RLD	3,000	63	190388

# LINKS



00658



00659

Figure	Diameter Wire Size Inches	Length Overall Inches	Link Opening	Material	Finish	Min. Order	Weight per/M	Finder
00658	3/16	2-1/8	1/4	STLW	ZINC	3,000	41	150320
00658	1/4	2-1/2	5/16	STLW	ZINC	25	66	150344
00658	5/16	3-1/8	7/16	STLW	ZINC	25	160	150337
00658	3/8	3-5/8	1/2	STLW	ZINC	1,000	285	150283
00659	1/8	1-3/8	3/16	STLW	ZINC	1,000	16	126080
00659	3/16	1-7/8	1/4	STLW	ZINC	1,000	46	126103
00659	1/4	2-1/4	9/32	STLW	ZINC	1,000	77	126073
00659	5/16	2-15/16	2/8	STLW	ZINC	1,000	170	126127
00659	7/16	4-1/8	19/21	STLW	ZINC	500	250	113393



# NUMERICAL INDEX

Figure	Item	Page
6W	.Ring	.25
00W	.Ring	.25
00000	.Ring	.25
00001	.Tip	.17
00002	.Ring	.25
00003	.Ring	.25
00003	.Tip	.17
00004	.Ring	.25
00005	.Buckle	.9
00007	.Ring	.25
00009	.Ring	.25
00012	.Buckle	.9
00017	.Snap	.3
00025	.Snap	.4
00040	.Buckle	.11
00049	.Buckle	.9
00050	.Buckle	.9
00075	.Buckle	.10
00098	.Buckle	.10
00105	.Buckle	.14
00111	.Stud	.22
00121	.Buckle	.11
00125	.Snap	.4
00128	.Slide	.26
00142	.Snap	.5
00146	.Slide	.19
00149	.Tip	.17
00150	.Buckle	.11
00162	.Snap	.4
00163	.Snap	.4
00200	.Snap	.5
00210	.Buckle	.11
00225	.Snap	.3
00227	.Snap	.3
00231	.Snap	.4
00232	.Snap	.4
00240	.Snap	.4
00245	.Snap	.4
00249	.Snap	.7
00251	.Snap	.7
00262	.Screw eye	.27
00275	.Eye	.24

Figure	Item	Page
00277	.Footman Loop	.24
00308	.Buckle	.10
00333	.Snap	.7
00334	.Snap	.4
00340	.Snap	.5
00341	.Snap	.5
00369	.Square	.26
00416	.Buckle	.11
00426	.Snap	.5
00429	.Snap	.6
00435	.Snap	.4
00437	.Snap	.4
00452	.Dee	.20
00463	.Dee	.20
00499	.Loop & Ring	.26
00558	.Clasp	.18
00563	.Dee	.21
00635	.Buckle	.13
00658	.Link	.27
00659	.Link	.27
00662	.Footman Loop	.24
00699	.Loop	.24
00703	.Snap	.6
00734	.Snap	.4
00734	.Snap	.6
00773	.Concha	.26
00789	.Terret	.26
00830	.Snap	.7
00849	.Snap	.7
00899	.Buckle	.11
00899	.Buckle	.15
00911	.Snap	.6
00921	.Buckle	.11
00922	.Buckle	.11
00923	.Buckle	.12
00924	.Buckle	.12
00999	.Buckle	.10
01020	.Buckle	.13
01055	.Buckle	.13
01133	.Buckle	.13
01136	.Buckle	.13
01352	.Clasp	.18



# NUMERICAL INDEX

<b>Figure</b>	<b>Item</b>	<b>Page</b>	<b>Figure</b>	<b>Item</b>	<b>Page</b>
01375	..Clasp .....	18	05270	..Buckle .....	14
01706	..Snap .....	8	05306	..Snap .....	6
01954	..Clip .....	22	05308	..Snap .....	6
01954	..Clip & Dee .....	22	05310	..Tight Line Holder .....	27
02300	..Slide .....	19	05312	..Gun Sling Hook .....	23
02690	..Buckle .....	13	05336	..Snap .....	6
02906	..Swivel .....	23	05350	..Snap .....	6
02908	..Swivel .....	23	05382	..Square .....	26
02997	..Snap .....	8	05383	..Square .....	26
03100	..Slide .....	19	05705	..Buckle .....	12
03142	..Snap .....	7	05859	..Buckle .....	10
03250	..Dee .....	21	05860	..Buckle .....	10
03300	..Slide .....	19	06103	..Buckle .....	14
03580	..Tip .....	17	06105	..Buckle .....	14
03610	..Loop & Ring .....	26	06106	..Buckle .....	14
03726	..Snap .....	7	06160	..Clasp .....	18
03739	..Buckle .....	13	06428	..Snap .....	8
03900	..Loop .....	24	08402	..Buckle .....	12
04015	..Cleat .....	27	08531	..Buckle .....	12
04042	..Buckle .....	13	08531	..Buckle .....	15
04101	..Key Hook .....	23	00T23	..T-Nut .....	15
04106	..Tip .....	17			
04126	..Button .....	15			
04305	..Snap .....	6			
04430	..Buckle .....	12			
04435	..Buckle .....	16			
04435	..Plate .....	16			
04520	..Dee .....	20			
04614	..Hook .....	15			
04930	..Buckle .....	13			
04950	..Loop .....	24			
04979	..Snap .....	3			
04986	..Hook .....	23			
05013	..Snap .....	8			
05025	..Snap .....	3			
05026	..Snap .....	3			
05048	..Slide .....	19			
05079	..Snap .....	3			
05138	..Dee .....	21			
05157	..Snap .....	6			
05258	..Snap .....	6			
05259	..Snap .....	6			



**GOVERNMENT CROSS REFERENCE by Govt Specs**

These tables are for reference only. Please note that actual government solicitations often contain product requirement specificity that goes beyond the information in these charts. When ordering or requesting a quote, please use the complete product reference contained in the actual solicitation.

BUCKLES INTERNATIONAL			NSN #			GOVT SPECIFICATION						Description
Figure #	Size (in)	Item Key #	FSC #	NIIN #	Spec	Type	Style	Class	Finish			
03100	1	156971	5340	008215871	A-A-55620-3S				Black			Slide
00899-Z	1 3/4				MIL-B-20588				Chrome Zinc			Buckle
00040	5/8				MIL-B-2505	I		1	Black on Brass			Buckle
07163	1	124710	5340	002976644	MIL-B-2505	I		3	Black			Buckle
00416	3/4				MIL-B-2505	II		1	Black on Brass			Buckle
00416	5/8				MIL-B-2505	II		1	Black on Brass			Buckle
00146	1	156285	5340	002976645	MIL-B-543	I	2	1	GBRz			Slide
00146	1	117767	5340		MIL-B-543	I	2	3	Black on Steel			Slide
01136	1	117767			MIL-B-543	II	1	1	Black on Brass			Buckle
01136	1	117835	5340	002900970	MIL-B-543	II	1	3	Black on Steel			Buckle
01133	3/4	107355	5340	003291709	MIL-B-543	II	2	1	GBRz on Brass			Buckle
03739	5/8				MIL-B-543	II	3	1	Black on Brass			Buckle
03739	5/8				MIL-B-543	II	3	3	Black on Steel			Buckle
01055	1	117712			MIL-B-543	III	3	3	Black on Steel			Buckle
02690	1 1/4		5340	008051055	MIL-B-543	III	3	3	Black on Steel			Buckle
04042	1	113554	5340	010709440	MIL-B-543	V		3	Black			Buckle
04042	3/4		5340		MIL-B-543	V		3	Black on Steel			Buckle
03250	1	191484	5365	006633009	MIL-DTL-3390G			2	Black			Ring, Dee
00007	1 1/8	141908	5365		MIL-H-15021	FIG 2			SB			Ring
00227	3/4	141915	5340	010223295	MIL-H-15021	I			SB			SnapHook
04979	3/4	142387	5340	002754583	MIL-H-15021	II			SB			Snap
05978			5340	007535580	MIL-H-9890	X			Black			Keeper w/Slide
04074	1 1/16		5340	006347797	MIL-L-11075	III	B		Black on Brass			Loop, Strap Fastener
05048	2				MIL-L-3581		2		Black on Steel			Slide
05042	3/4	150054			MIL-R-2327F			3	Black on Steel			Ring
05042	1/2	137918			MIL-R-2327F			2	Black on Steel			Ring
00452	5/8		5365	002856528	MIL-R-3390E	W		1	Black on Brass			Ring, Dee
05138	5/8	134740			MIL-R-3390E		X	2	Black on Steel			Dee
04962	1		5365	010563309	MIL-R-3390E			1	GBRz			Dee
05258	1 1/8	164860			MIL-S-11699	SWZE5			Black on Steel			Snap
00429	1	164693	5340	009213601	MIL-S-43770/10				GBRz			SnapHook
00341	3/8		5340	010346798	MIL-S-43770/12	MIZE1			Black on Iron			Snap
00142-A Short	1	103081			MIL-S-43770/1A	SWZE4			Black			Snap
00142-A	1	148846			MIL-S-43770/1A				Black on Steel			Snap
00142-A	1	159125			MIL-S-43770/1A				Black on Brass			Snap
05258	1 1/2				MIL-S-43770/1A				Black on Steel			Snap
02378	1	162309			MIL-S-43770/2A	CWBC-2						Snap
00429	1		5340	014409870	MIL-S-43770/4				Black			Snap w/Roller
00225-B	1 1/4	117378	5340	002976581	MIL-S-43770/6				GBRz			Snap
00204	3/4	140772	5340	000902305	MIL-S-43776/9	MIZE1			Black			Snap Hook
00662	1 1/2	114094	5340	013145957	MS 51939-3	VII			OD			Footman Loop
05138	1	166581	5365	001277449	MS51925-4				Black on Steel			Dee
00149	5/8	147986	5340	003336056	MS51926-1				Galv			Clip, End, Strap
00149	1	165812	5340	000787029	MS51926-3				GBRz			Clip, End, Strap
00149	1	165812	5340	002050097	MS51926-3				GBRz			Clip, End, Strap







**GOVERNMENT CROSS REFERENCE by Govt Specs**

These tables are for reference only. Please note that actual government solicitations often contain product requirement specificity that goes beyond the information in these charts. When ordering or requesting a quote, please use the complete product reference contained in the actual solicitation.

BUCKLES INTERNATIONAL			NSN #			GOVT SPECIFICATION				
Figure #	Size (in)	Item Key #	FSC #	NIIN #	Spec	Type	Style	Class	Finish	Description
00149	1	165812	5340	010505320	MS51926-3				GBZ	Clip,End,Strap
00149	1 1/2	165935	5340	003336060	MS-51926-5				GBZ	Clip,End,Strap
06105	1	148655	5340	008415109	MS51929-2				Black	Buckle
06105	1	148655	5340	000576956	MS51929-2				Black	Buckle
06105	1/2	148648	5340	008415109	MS51929-2				Black on Steel	Buckle
06105R1	1	148655	5340	008415109	MS51929-2				Black	Buckle
06105	1 1/2	148679	5340	002976637	MS51929-3				Black	Buckle
00149	1 1/4	165874			MS51929-4				GBZ	Clip,End,Strap
00149	1 1/4	165874			MS51929-4				GBZ	Clip,End,Strap
00149	1 1/2	165935			MS51929-5				GBZ	Clip,End,Strap
51939	1 1/4	102671			MS51939-1	V			OD	Loop
51939	1 1/2	163177	5340	013145957	MS51939-2	V			Green 383	Loop
02300	1	191347	5340	006646395	MS51940-9S				Black	Buckle
02300	1	191347	5340	006646395	MS51940-9S				Black	Buckle
02378	1	162309			MS70111-3				Black on Brass	Slide
00340	1		5340	006633010	NAS1281A16	A			NIC	Snap
00340	1/2				NAS1281A18	A			NIC	SnapHook
00340	1 1/2		5340	014576993	NAS1281A24	A			NIC	SnapHook
00340	1 1/2		5340	006647934	NAS1281A24	A			NIC	SnapHook
00340	1/2	164662			NAS1281A8	A			NIC	Snap
00200	2	135198	5340	011421780	NAS1281B32				NIC	Snap
00200	2	135198	5340	002055576	NAS1281B32				NIC	SnapHook
05308	5/8	163381	5340	010443942	NAS1281C10				GBZ	SnapHook
05308	5/8	163382	5340	005100627	NAS1281C10				BRZ	SnapHook
05308	5/8	163381	5340	007813920	NAS1281C10K				SST	SnapHook
05306	5/8		5340	012757171	NAS1281C12				BRZ	SnapHook
05336	7/16	161180	5340	007813919	NAS1281C7				BRZ	SnapHook
05336	7/16	161180	5340	001357650	NAS1281C7				BRZ	SnapHook
05336P	7/16	161180	5340	007813919	NAS1281C7				BRZ	SnapHook
00025	3/4		5340	010385862	NAS1281C7				BRZ	SnapHook
00025	1	132883			NAS1281C7				BRZ	SnapHook
00025	1 1/4	160909			NAS1282A12				NIC on Iron	Snap
00025	1 1/2				NAS1282A16				NIC on Iron	Snap
00125	5/8				NAS1282A20				NIC on Iron	Snap
00125	3/4				NAS1282A24				NIC on Iron	Snap
00125	5/8				NAS1282B10				NIC on Iron	Snap
00125	3/4				NAS1282B12				NIC on Iron	Snap
00125	1/2	133705	5340	008170803	NAS1282B8				NIC	SnapHook
01055	1	186084			NAS1284A16				CAD	Buckle
06105	1	157688			NAS1284B16				CAD	Buckle
06105	1 1/2	156995			NAS1284B24				CAD	Buckle
06105	1/2				NAS1284B8				CAD	Buckle
00001	1	165782	5340	006163979	NAS1284B8				NIC	Clip,End,Strap

**GOVERNMENT CROSS REFERENCE by NSN**

These tables are for reference only. Please note that actual government solicitations often contain product requirement specificity that goes beyond the information in these charts. When ordering or requesting a quote, please use the complete product reference contained in the actual solicitation.

BUCKLES INTERNATIONAL			NSN #				GOVT SPECIFICATION				Description
Figure #	Size (in)	Item Key #	FSC #	NIIN #	Spec	Type	Style	Class	Finish		
00830	3/4	133613	1730	012066805					CAD		Snap
00173	2	136188	3020	005190484					ALC		Pulley, Wire Rope
00173	1	136362	3020	005190489							Pulley, Wire Rope
0183B	1 1/2		3020	012341863					GALV		Pulley, Groove
00660	1/4	176191	4010	001161604					GALV		Lap Link
00660	3/8		4010	009596627					GALV		Link, Chain, Lap
00326	1/2		4030	001336727					GALV		Thimble, Rope
00294	7/16		4030	009519874							Shackle
00323	1/4	112960	4030	013395610					GALV		Thimble, Rope
00563-W	3/4	134702	4220	002480897					SST STLW		Dee
00007	1/2	135273	4470	014660884					SB		Ring BRS0.5X0.125
00380			4710	011213076							Tube Assembly, Metal
00563	5/8	140765	5325	013375843					NIC		Ring, Retaining
01165	1 1/2		5340	000322708							Loop, Strap Fastener
06105	1	148655	5340	000576956					Black		Buckle
00225	5/8		5340	000711394							Snap Hook
00149	1	165812	5340	000787029					GBRZ		Clip, End, Strap
00204	3/4	140772	5340	000902305			MIZE1		Black		Snap Hook
05336	7/16	161180	5340	001357650					BRZ		Snap Hook
00662RBLK	1		5340	001593687					Black		Loop, Strap Fastener
05116			5340	001668721							Buckle
0275	5/16		5340	001829740					BRZ		Loop, Strap Fastener
00149	1	165812	5340	002050097					GBRZ		Clip, End, Strap
00436	1		5340	002055574					NIC		Snap Hook
00200	2	135198	5340	002055576					NIC		Snap Hook
00251	#4	183141	5340	002055596					Galv		Snap Hook
00341	3/8	148365	5340	002647672					SB		Snap
04979	3/4	142387	5340	002754583			II		SB		Snap
01954	5/8	132234	5340	002792992					NIC		Clip & Dee
00334	1/4		5340	002862469					NIC		Snap Hook
00225	3/4	132999	5340	002862479					CAD		Snap
01136	1	117835	5340	0029000970					Black on Steel		Buckle
03105	1		5340	002907381							Buckle
00437	3/8		5340	002913546					NIC		Snap Hook
09270	2	157512	5340	002925477					NIC		Buckle
00225	3/4		5340	002976576					NIC		Buckle
00225-B	1 1/4	117378	5340	002976581					GBRZ		Snap Hook
06105	1 1/2	148679	5340	002976637					Black		Snap
07163	1	124710	5340	002976644					Black		Buckle
00146	1	156285	5340	002976645					Black		Buckle
01133	3/4	107355	5340	003291709					GBRZ		Slide
01165	1 1/4		5340	003292428					GBRZ on Brass		Buckle
00149	5/8	147986	5340	003336056					Galv		Loop, Strap Fastener
00149	1 1/2	165935	5340	003336060					GBRZ		Clip, End, Strap
00225	3/4		5340	003564885					JAP		Clip, End, Strap
00437	3/8		5340	003932139					NIC		Snap Hook



**GOVERNMENT CROSS REFERENCE by NSN**

These tables are for reference only. Please note that actual government solicitations often contain product requirement specificity that goes beyond the information in these charts. When ordering or requesting a quote, please use the complete product reference contained in the actual solicitation.

BUCKLES INTERNATIONAL			NSN #			GOVT SPECIFICATION					Description
Figure #	Size (in)	Item Key #	FSC #	NIIN #	Spec	Type	Style	Class	Finish		Description
00249-B	#2	117408	5340	004330711					Brass		SnapHook
00249-B	#2		5340	004330711							SnapHook
05013	3/8		5340	004552574					NIC		SnapHook
00249-B	#1	117392	5340	004978670					Brass		SnapHook
05308	5/8	163382	5340	005100627	NAS1281C10				BRZ		SnapHook
01055	1 1/2		5340	005140418							Buckle
00635	5/8	142479	5340	005140421					NIC		Buckle
00001	1	165782	5340	005151159					NIC		Clip,End,Strap
00341	3/8	153154	5340	005223636					Black on Iron		SnapHook
00341SCZE 38			5340	005223636					Black		SnapHook
04106	1		5340	005236418							Clip,End,Strap
05025	3/8		5340	005432659					Brass		SnapHook
00003	1	165799	5340	005433356					NIC		Clip,End,Strap
00334	3/8		5340	005478053					NIC		SnapHook
02690	1 1/4		5340	005849238							Buckle
02690	1 1/4 A1		5340	005849238							Buckle
01055	1		5340	005982678							Buckle
00635	1	142493	5340	005982729					NIC		Buckle
00334	1/4		5340	006059472					NIC		SnapHook
00334	1/4		5340	006059472					NIC		SnapHook
00251-B	#2	117439	5340	006094096					Brass		SnapHook
00001	1	165782	5340	006163979					NIC		Clip,End,Strap
00662	1	144657	5340	006164660					NIC		Loop,Strap Fastener
00662R1	1	144657	5340	006164660					NIC		Loop,Strap Fastener
00003	1		5340	006339618					CAD		Clip,End,Strap
00390	1		5340	006347797							Loop,Strap Fastener
04074	1 1/16		5340	006347797	MIL-L-11075	III	B		Black on Brass		Loop,Strap Fastener
00231	133019		5340	006630712					CAD		Snap
00340	1		5340	006633010	NAS1281A16	A			NIC		SnapHook
03105	1		5340	006639980					NIC		Buckle
02300	1	191347	5340	006646395	MS51940-9S				Black		Buckle
00340	1 1/2		5340	006647934	NAS1281A24	A			NIC		SnapHook
00249-B	#0	117385	5340	006873580					Brass		SnapHook
05978			5340	007535580	MIL-H-9890	X			Black		Keeper w/Slide
05336	7/16	161180	5340	007813919	NAS1281C7				BRZ		SnapHook
05336P	7/16	161180	5340	007813919	NAS1281C7				BRZ		SnapHook
05308	5/8	163381	5340	007813920	NAS1281C10K				SST		SnapHook
02690	1 1/4		5340	008051055	MIL-B-543	III	3	3	Black on Steel		Buckle
00222	5/8	134429	5340	008125418					CAD		SnapHook
00125	1/2	133705	5340	008170803	NAS1282B8				NIC		SnapHook
03100	1	156971	5340	008215871	A-A-55620-3S				Black		Slide
06105	1	148655	5340	008415109	MS51929-2				Black		Buckle
06105R1	1	148655	5340	008415109	MS51929-2				Black		Buckle
06105	1/2	148648	5340	008415109	MS51929-2				Black on Steel		Buckle
00225	1/2	132944	5340	008433787					CAD		SnapHook
00251-B	#3	117446	5340	008694424					Brass		SnapHook



**GOVERNMENT CROSS REFERENCE by NSN**

These tables are for reference only. Please note that actual government solicitations often contain product requirement specificity that goes beyond the information in these charts. When ordering or requesting a quote, please use the complete product reference contained in the actual solicitation.

BUCKLES INTERNATIONAL			NSN #			GOVT SPECIFICATION					Description
Figure #	Size (in)	Item Key #	FSC #	NIIN #	Spec	Type	Style	Class	Finish		
00662R1	1 1/4	145166	5340	008972542							Loop, Strap Fastener
00662R1	1 1/4	145166	5340	008972542							Loop, Strap Fastener
00429	1	164693	5340	009213601	MIL-S-43770/10				GBRZ		SnapHook
00001	3/4	165744	5340	009369529					NIC		Clip, End, Strap
02300	1		5340	009541321							Slide
00662	1		5340	010103840							Loop, Strap Fastener
00227	3/4	141915	5340	010223295	MIL-H-15021	I			SB		SnapHook
05270	1 1/2	157190	5340	010317282					NIC		Buckle
00341	3/8		5340	010346798	MIL-S-43770/12	MIZE1			Black on Iron		
00025	3/4		5340	010385862	NAS1282A12				NIC on Iron		SnapHook
05308	5/8	163381	5340	010443942	NAS1281C10				GBRZ		
05016	1		5340	010479215							SnapHook
00662	1	144510	5340	010490314					CAD		Footman Loop
00662-R1	1	144510	5340	010490905					CAD		Loop, Strap Fastener
00277	1 1/4		5340	010492675					CAD		Loop
00149	1	165812	5340	010505320	MS51926-3				GBRZ		Clip, End, Strap
00105	1		5340	010590661					NIC		Buckle
04042	1	113554	5340	010709440	MIL-B-543	V		3	Black		Buckle
00830	3/4	133613	5340	010883810					CAD		Bent Eye
00662R1	1 1/4	145166	5340	011111506					Black		Loop, Strap Fastener
00200	2	135198	5340	011421780	NAS1281B32				NIC		Snap
00202	3/4		5340	011548361					CAD		Snap
00142-A	1	188552	5340	011953377					NIC Brass		Snap
06805	1 1/4		5340	012305018					NIC		Ring, Key
04015	4/2	169735	5340	012437332					BRZ		Cleat, Rope
01954 x 5/8	5/8		5340	012444123							Loop, Strap Fastener
04101		197592	5340	012743022					NIC		Clip, Spring Tension
05306	5/8		5340	012757171	NAS1281C12				BRZ		SnapHook
00662	1 1/2	114094	5340	013145957	MS 51939-3	VII			OD		Footman Loop
51939	1 1/2	163177	5340	013145957	MS51939-2	V			Green 383		Loop
00662R1-1X1/4	1 1/4	145159	5340	013415478					CAD		Loop
00429	1		5340	014409870	MIL-S-43770/4				Black		Snap w/Roller
00340	1 1/2		5340	014576993	NAS1281A24	A			NIC		Snap
00251-4	#4	193141	5340	014593135					GALV		Snap
01954	5/8	131701	5340	991466972					NIC		Clip Only
00146	1		5340		MIL-B-543	I	2	3	Black on Steel		Slide
06805	1 1/4		5342	005331720					NIC		Ring
00007	1 1/8	141908	5365		MIL-H-15021	FIG 2			SB		Ring
05138	1	166581	5365	001277449	MS51925-4				Black on Steel		Dee
00452	7/8		5365	001943208							Ring, Dee
00452-B	1	136774	5365	002601415					GBRZ		Snap
00007	7/8		5365	002821813							Ring, Connecting, Round
00452	5/8		5365	002856528	MIL-R-3390E	W		1	Black on Brass		Ring, Dee
00563	3/4	146288	5365	004330605					ZINC		Ring, Dee
00563	1 1/4	146330	5365	005263896					NIC		Ring, Dee
03250	1	191484	5365	006633009	MIL-DTL-3390G			2	Black		Ring, Dee



**GOVERNMENT CROSS REFERENCE by NSN**

These tables are for reference only. Please note that actual government solicitations often contain product requirement specificity that goes beyond the information in these charts. When ordering or requesting a quote, please use the complete product reference contained in the actual solicitation.

BUCKLES INTERNATIONAL				NSN #				GOVT SPECIFICATION					Description
Figure #	Size (in)	Item Key #	FSC #	NIIN #	Spec	Type	Style	Class	Finish				
00463	1/2	146095	5365	009830917					NIC				Ring, Dee
04962	1		5365	010563309	MIL-R-3390E			1	GBtz				Dee
234-22518	1		5365	011396756									Spacer, Plate
00007	1/2	135273	5365	012464092					SB				Ring
00007-B	1/2	135273	5365	012464092					Brass				Ring
00007	1 1/4	191606	5365	012889532					Black				Ring, Connecting, Round
04950	1		8465	011358523									Loop, Strap Fastener
00025	1	132883			NAS1282A16				NIC on Iron				Snap
00142-A	1	148846			MIL-S-43770/1A				Black on Steel				Snap
00142-A	1	159125			MIL-S-43770/1A				Black on Brass				Snap



# MATERIALS TO BENEFIT CHART

Many different kinds of metals and finishes are used in Buckles International Products. This chart is designed to help select products which are properly formulated for the service required with regard to durability, corrosion resistance, appearance and function.

† Buckles International products should never be used in any application where personal safety is an issue.

**Scale 1 - 5 (5 = Best)**

Materials	Strength †	Corrosion	Weight	Cosmetic	Cost
Aluminum	3	5	5	2	2
Brass	2	4	2	4	2
Bronze	4	5	2	5	1
Iron	4	2	3	1	4
Steel	5	2	3	2	4
Stainless Steel	5	5	3	4	1
Zinc	1	2	4	3	5

Finishes	Corrosion	Cosmetic	Cost
Black Oxide	1	3	4
Brass	3	3	2
Cadmium	4	2	3
Chrome	4	4	1
Chromate*	4	3	2
Gilt(Regal)	2	4	2
Galvanize	5	1	3
Govt, Bronze**	2	3	3
Japan	2	3	3
Lacquer	1	(clear)	5
Nickel	1	4	4
Polish	N/A	5	1
Roll	N/A	2	3
Zinc (Everbrite)	3	2	4

\* Used with Zinc and Cad

\*\* Used with Solid Brass, Brass Plate and Gilt

Construction	Strength †	Cosmetic (Surface)	Utility of Shape	Part Cost	Tooling Cost
<b>Castings</b>			<b>3-Dimensional</b>		
Die	2	4	4	4	4
Investment	4	3 - 4	5	1	3
Sand	3	1	3	2	3
			<b>2-Dimensional</b>		
<b>Stampings</b>	3	4	2	4	1
<b>Wire Framings</b>			<b>1-Dimensional</b>		
Non-welded	2	3	1	5	4
Welded	3	3	1	3	4



**WARNING!**

Buckles International, Inc. products should not be used in any application where personal safety or valuable property could be endangered.

Misuse can result in injury or death.

## **Absolute Disclaimer of Liability**

Buckles International, Inc. has no control over the end user applications of its products. It is the responsibility of the reseller to inform the purchaser of Buckles International, Inc. products that the user expressly assumes full risk for all damages or injuries, either direct or indirect, associated with the use, misuse, or the failure to determine the appropriate use of any Buckles International, Inc. product.



# TERMS AND CONDITIONS

## 1. SALE

As used herein-the term "Seller" shall mean Buckles International, Inc. or any of its respective affiliates, divisions, subsidiaries and the term "Buyer" shall mean the person, firm or corporation purchasing goods, services, equipment and/or products of any kind (the "Products") hereinafter supplied by Seller to Buyer. The terms and conditions of sale contained herein apply to all quotations made and orders entered by the Seller. It is expressly understood and agreed that the terms and conditions contained herein supersede any terms and conditions affixed to any form and or order blank specified by the Buyer. Seller's failure to object to provisions contained in any communication from Buyer shall not be deemed a waiver of the provisions hereof. Any changes in their terms and conditions contained herein must be specifically agreed to in writing by an officer of the Seller before becoming binding on the Seller.

## 2. PRICE

Prices for all of Seller's products shall be in accordance with Seller's price list of products at time of order, unless otherwise specifically agreed to between Buyer and Seller.

## 3. PAYMENT TERMS

The terms of sale shall be conveyed to the Buyer either verbally or in writing from the Seller after this application is accepted by the Seller. Seller reserves the right to suspend or terminate at any time and for any reason whatsoever, any credit terms previously extended to Buyer. Any outstanding balances unpaid on the date when due to Seller shall be subject to a Finance Charge of 1 1/2% per month of such balance until paid or the maximum interest rate allowed by applicable law, whichever is less.

## 4. DELIVERY

Delivery terms are F.O.B. shipping point unless otherwise specified by Seller. Delivery shall be deemed to have been made when Buyer's shipment has been placed in Seller's shipping area awaiting pickup by carrier or by Buyer or Buyer's agent. Risk of loss on all Products shall pass to buyer upon delivery as herein provided. Buyer shall also be held responsible for storage charges should the products be held by Seller at the request of Buyer pending shipping instructions. In the absence of instructions as to shipping, Seller shall select a carrier and Seller shall have no liability for such shipment. In the event that Buckles should prepay shipping charges, the Buyer shall fully reimburse Buckles for the charges in accordance with Buckles payment term policies. Buckles shall not be liable for prepaid shipments.

## 5. TITLE

Title to the Products sold hereunder shall pass to Buyer upon delivery by Seller. However, Buyer hereby agrees that Seller shall retain a purchase money security interest in all Products sold to Buyer pursuant to the Agreement and to any proceeds from the disposition of such Products until the purchase price and other charges due Seller shall have been paid in full. Buyer agrees to execute and hereby irrevocably authorizes Seller, its Attorney-In-Fact, in its name and on its behalf to execute any financing statements, or other documents as Seller may request in order to protect Seller's security interest. The foregoing power of attorney shall be coupled with an interest and therefore irrevocable. Upon any default by Buyer hereunder, Seller shall have all rights and remedies of a secured party under the Uniform Commercial Code, which rights shall be cumulative.

## 6. RETURN POLICY

Merchandise may not be returned to Seller for credit or exchange unless a return authorization is issued in advance and in writing. Any credit or returns will be at salvage value as determined by Seller after inspection of the items. Return goods are subject to a restocking charge.

## 7. WARRANTY

THE PRODUCTS SHALL BE SUBJECT ONLY TO SUCH WARRANTIES AS MAY BE SPECIFIED ON SUCH PRODUCTS OR ANY LITERATURE ACCOMPANYING THEM AND SUCH WARRANTIES SHALL BE IN LIEU OF ALL OTHER WARRANTIES, EXPRESSED OR IMPLIED, INCLUDING WARRANTIES OF MERCHANTABILITY AND FITNESS FOR A PARTICULAR PURPOSE. IN NO EVENT SHALL SELLER BE LIABLE FOR ANY INCIDENTAL OR CONSEQUENTIAL DAMAGES IN CONNECTION WITH ANY OF THE PRODUCTS. SOME STATES DO NOT ALLOW THE EXCLUSION OF LIMITATION OF INCIDENTAL OR CONSEQUENTIAL DAMAGES, SO THE FOREGOING EXCLUSION THEREOF MAY NOT APPLY TO PARTICULAR SALES. IN ANY EVENT, BUCKLES INTERNATIONAL, INC. MAKES NO REPRESENTATIONS WHATSOEVER CONCERNING THE LOAD BEARING CHARACTERISTICS OF ANY OF ITS PRODUCTS.

## 8. FORCE MAJEURE

Seller shall not be liable for any damages or penalty for delay in delivery or for failure to give notice of delay when such delay is due to the elements, acts of God, acts of the Buyer, acts of civil or military authority priorities, fires or floods, epidemics, quarantine restrictions, war, riots, strikes, differences with workmen, accidents to machinery, car shortages, delays in transportation, delays in delivery by Seller's vendors, or any other causes beyond the reasonable control of Seller. The delivery date shall be deemed extended for a period of time equal to the time lost due to any delay excusable under this clause.

## 9. DEFAULT AND CANCELLATION

In the event of Buyer's default in payment for the products purchased, upon the terms and conditions agreed upon with Seller, Buyer shall be responsible for all reasonable costs and expenses incurred by Seller in collection of any sums owing by Buyer, and Seller shall not be obligated to make any further deliveries to Buyer. Such reasonable costs and expenses of Seller shall include, but not be limited to reasonable attorneys and collection fees. In the event of such default Seller has the right of entry to the Buyer's premises to take back product shipped to the buyer and, further, to charge the buyer for associated pickup charges, as determined at the Seller's sole discretion.

## 10. WARNING

**BUCKLES INTERNATIONAL, INC. PRODUCTS SHOULD NOT BE USED IN ANY APPLICATION WHERE PERSONAL SAFETY OR VALUABLE PROPERTY COULD BE ENDANGERED. MISUSE CAN RESULT IN INJURY OR DEATH. BUYERS MUST INFORM THEIR PURCHASERS THAT THE USER ASSUMES FULL RISK FOR ALL DAMAGES OR INJURIES, EITHER DIRECT OR INDIRECT, ASSOCIATED WITH THE USE, MISUSE, OR THE FAILURE TO DETERMINE THE APPROPRIATE USE OF ANY BUCKLES INTERNATIONAL, INC. PRODUCT.**





Shop on line at:  
[www.bucklesinternational.com](http://www.bucklesinternational.com)

## **BUCKLES INTERNATIONAL, INC.**

World's Foremost Experts in Rope Webbing & Leather Fasteners

**P.O. Box 747 • Meriden, CT 06450-0747**

**Phone: 877-BUCKLE-1 (877-282-5531)**

**Fax: 877-BUCKLE-2 (877-282-5532)**